

**PURSUANT TO REGULATION 59A OF SECURITIES & EXCHANGE BOARD OF INDIA (MUTUAL FUNDS) REGULATIONS, 1996  
MONTHLY PORTFOLIO STATEMENT OF ZERODHA NIFTY 1D RATE LIQUID ETF FOR AUGUST 2024**

Name of the Instrument	ISIN	Rating / Industry	Quantity	Market value (Rs. in Lakhs)	% to NAV	YTM %
<b>OTHERS</b>						
<b>TREPS / Reverse Repo Investments</b>						
Clearing Corporation of India Limited				1,99,872.32	99.52%	6.70%
<b>Total</b>				<b>1,99,872.32</b>	<b>99.52%</b>	
<b>Other Current Assets / (Liabilities)</b>						
Net Receivable / Payable				956.44	0.48%	
<b>Total</b>				<b>956.44</b>	<b>0.48%</b>	
<b>GRAND TOTAL (AUM)</b>				<b>2,00,828.76</b>	<b>100.00%</b>	

**Notes:**

- (1) The aggregate value of illiquid equity shares of the Scheme and its percentage to Net Asset Value is Nil.  
(2) Option wise per unit Net Asset Values are as follows:

Option	@As on 31 Aug 2024	As on 31 Jul 2024
Direct Plan Growth Option	104.0353	103.5204

@ August 31, 2024 is a non business day, hence the NAV of previous business day, i.e 30 August, has been provided

(3) Details of Schemes having exposure in Derivatives is as follows :

- a. Hedging Positions through Futures as on Aug 31,2024 is Nil  
For the period ended Aug 31,2024 , hedging transactions through futures which have been squared off/expired is Nil.  
b. Other than Hedging Positions through Futures as on Aug 31,2024 is Nil.  
For the period ended Aug 31,2024 , non-hedging transactions through futures which have been squared off/expired is Nil.  
c. Hedging Positions through Options as on Aug 31,2024 is Nil.  
d. Other than Hedging Positions through Options as on Aug 31,2024 is Nil.  
e. Hedging Positions through swaps as on Aug 31,2024 is Nil.

(4) Dividend declared for the Month ended Aug 31,2024 - Not Applicable

(5) Bonus declared for the month ended Aug 31,2024 - Not Applicable

(6) The total market value of investments in foreign securities / American Depository Receipts / Global Depository Receipts as on Aug 31,2024 is Nil.

(7) Annualised Portfolio YTM : 6.70%

(8) Macaulay Duration : 0.01 Years

(9) The Average Maturity Period of the Portfolio is 2 Day.

(10) Investment in Repo in Corporate Debt Securities during the month ended Aug 31,2024 is Nil.

(11) No. of instances of deviation from valuation guidelines is Nil

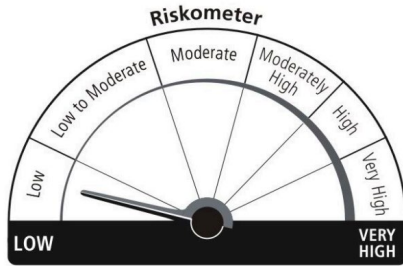
**This product is suitable for investors who are seeking\***

- > Short Term savings solution
- > Investment in securities covered by NIFTY 1D Rate Index.
- > Degree of risk – LOW

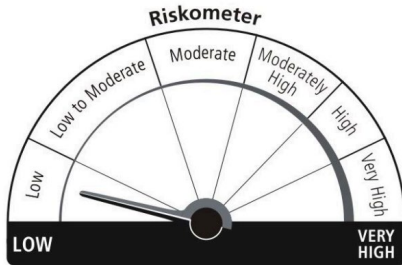
\*Investors should consult their financial advisers if in doubt about whether the product is suitable for them.

Benchmark Riskometer- Nifty 1D Rate Index

**Scheme Risk-O-Meter**



**Benchmark Risk-O-Meter**



**Potential Risk Class ('PRC') Matrix of the Scheme**

Credit Risk	Relatively Low (Class A)	Moderate (Class B)	Relatively High Class (Class C)
Interest Rate Risk			
Relatively Low (Class I)	A-1		
Moderate (Class II)			
Relatively High Class (Class III)			

**PURSUANT TO REGULATION 59A OF SECURITIES & EXCHANGE BOARD OF INDIA (MUTUAL FUNDS) REGULATIONS, 1996  
MONTHLY PORTFOLIO STATEMENT OF ZERODHA GOLD ETF FOR AUGUST 2024**

Name of the Instrument	ISIN	Rating / Industry	Quantity	Market value (Rs. in Lakhs)	% to NAV	YTM %
<b>OTHERS</b>						
<b>Gold</b>						
Gold 1 Kg Bar (0.995 fineness)			99	7,096.22	97.06%	
Gold 100 Grams Bar (0.999 fineness)			3	21.58	0.30%	
<b>TREPS / Reverse Repo Investments</b>						
Clearing Corporation of India Limited				1.00	0.01%	6.70%
<b>Total</b>				<b>7,118.80</b>	<b>97.37%</b>	
<b>Other Current Assets / (Liabilities)</b>						
Net Receivable / Payable				192.40	2.63%	
<b>Total</b>				<b>192.40</b>	<b>2.63%</b>	
<b>GRAND TOTAL (AUM)</b>				<b>7,311.20</b>	<b>100.00%</b>	

**Notes:**

(1) The aggregate value of illiquid equity shares of the Scheme and its percentage to Net Asset Value is Nil.

(2) Option wise per unit Net Asset Values are as follows:

Option	@As on 31 Aug 2024	As on 31 Jul 2024
Direct Plan Growth Option	11.4891	11.0813

@ August 31, 2024 is a non business day, hence the NAV of previous business day, i.e 30 August, has been provided

(3) Details of Schemes having exposure in Derivatives is as follows :

a. Hedging Positions through Futures as on Aug 31,2024 is Nil

For the period ended Aug 31,2024 , hedging transactions through futures which have been squared off/expired is Nil.

b. Other than Hedging Positions through Futures as on Aug 31,2024 is Nil.

For the period ended Aug 31,2024 , non-hedging transactions through futures which have been squared off/expired is Nil.

c. Hedging Positions through Options as on Aug 31,2024 is Nil.

d. Other than Hedging Positions through Options as on Aug 31,2024 is Nil.

e. Hedging Positions through swaps as on Aug 31,2024 is Nil.

(4) Dividend declared for the month end Aug 31,2024 - Not Applicable

(5) Bonus declared for the Month end Aug 31,2024 - Not Applicable

(6) The total market value of investments in foreign securities / American Depository Receipts / Global Depository Receipts as on Aug 31,2024 is Nil.

(7) Investment in Repo in Corporate Debt Securities during the month ended Aug 31,2024 is Nil.

(8) No. of instances of deviation from valuation guidelines is Nil

**This product is suitable for investors who are seeking\***

>Long term capital appreciation

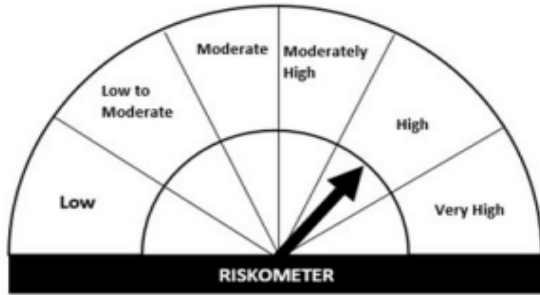
>Investment in gold in order to generate returns similar to the performance of the gold, subject to tracking errors.

> Degree of risk – HIGH

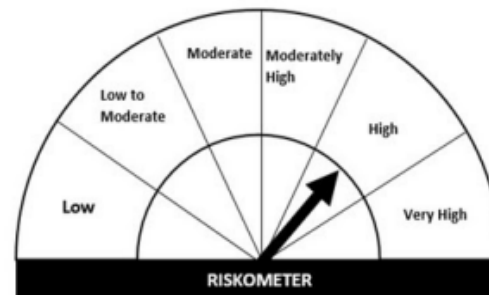
*\*Investors should consult their financial advisers if in doubt about whether the product is suitable for them.*

**Benchmark Riskometer- Domestic Prices of Physical Gold**

**Scheme Risk-O-Meter**



**Benchmark Risk-O-Meter**



**PURSUANT TO REGULATION 59A OF SECURITIES & EXCHANGE BOARD OF INDIA (MUTUAL FUNDS) REGULATIONS, 1996  
MONTHLY PORTFOLIO STATEMENT OF ZERODHA NIFTY 100 ETF FOR AUGUST 2024**

Name of the Instrument	ISIN	Rating / Industry <sup>^</sup>	Quantity	Market value (Rs. in Lakhs)	% to NAV	YTM %
<b>EQUITY &amp; EQUITY RELATED</b>						
a) Listed/awaiting listing on Stock Exchanges						
HDFC Bank Limited	INE040A01034	Banks	10,698	175.12	8.83%	
Reliance Industries Limited	INE002A01018	Petroleum Products	4,805	145.07	7.32%	
ICICI Bank Limited	INE090A01021	Banks	9,994	122.85	6.20%	
Infosys Limited	INE009A01021	IT - Software	5,130	99.71	5.03%	
ITC Limited	INE154A01025	Diversified FMCG	13,122	65.86	3.32%	
Tata Consultancy Services Limited	INE467B01029	IT - Software	1,439	65.53	3.31%	
Larsen & Toubro Limited	INE018A01030	Construction	1,658	61.42	3.10%	
Bharti Airtel Limited	INE397D01024	Telecom - Services	3,799	60.37	3.04%	
Axis Bank Limited	INE238A01034	Banks	4,038	47.46	2.39%	
State Bank of India	INE062A01020	Banks	5,451	44.46	2.24%	
Mahindra & Mahindra Limited	INE101A01026	Automobiles	1,376	38.60	1.95%	
Kotak Mahindra Bank Limited	INE237A01028	Banks	2,086	37.15	1.87%	
Hindustan Unilever Limited	INE030A01027	Diversified FMCG	1,268	35.23	1.78%	
Tata Motors Limited	INE155A01022	Automobiles	2,979	33.11	1.67%	
Bajaj Finance Limited	INE296A01024	Finance	395	28.44	1.43%	
NTPC Limited	INE733E01010	Power	6,738	28.04	1.41%	
Sun Pharmaceutical Industries Limited	INE044A01036	Pharmaceuticals & Biotechnology	1,531	27.89	1.41%	
HCL Technologies Limited	INE860A01027	IT - Software	1,501	26.32	1.33%	
Maruti Suzuki India Limited	INE585B01010	Automobiles	187	23.19	1.17%	
Trent Limited	INE849A01020	Retailing	313	22.41	1.13%	
Zomato Limited	INE758T01015	Retailing	8,768	21.97	1.11%	
Power Grid Corporation of India Limited	INE752E01010	Power	6,462	21.80	1.10%	
Titan Company Limited	INE280A01028	Consumer Durables	592	21.11	1.06%	
Asian Paints Limited	INE021A01026	Consumer Durables	640	20.01	1.01%	
UltraTech Cement Limited	INE481G01011	Cement & Cement Products	164	18.54	0.93%	
Oil & Natural Gas Corporation Limited	INE213A01029	Oil	5,534	18.30	0.92%	
Tata Steel Limited	INE081A01020	Ferrous Metals	11,685	17.85	0.90%	
Bajaj Auto Limited	INE917I01010	Automobiles	159	17.32	0.87%	
Coal India Limited	INE522F01014	Consumable Fuels	3,235	16.98	0.86%	
Adani Ports and Special Economic Zone Limited	INE742F01042	Transport Infrastructure	1,041	15.43	0.78%	
Bharat Electronics Limited	INE263A01024	Aerospace & Defense	5,082	15.21	0.77%	
Jio Financial Services Limited	INE758E01017	Finance	4,679	15.05	0.76%	
Tech Mahindra Limited	INE669C01036	IT - Software	901	14.74	0.74%	
Hindalco Industries Limited	INE038A01020	Non - Ferrous Metals	2,068	14.50	0.73%	
Grasim Industries Limited	INE047A01021	Cement & Cement Products	523	14.11	0.71%	
Bajaj Finserv Limited	INE918I01026	Finance	770	13.73	0.69%	
IndusInd Bank Limited	INE095A01012	Banks	939	13.38	0.68%	
JSW Steel Limited	INE019A01038	Ferrous Metals	1,350	12.70	0.64%	
Nestle India Limited	INE239A01024	Food Products	505	12.63	0.64%	
Shriram Finance Ltd	INE721A01013	Finance	394	12.63	0.64%	
Hindustan Aeronautics Limited	INE066F01020	Aerospace & Defense	265	12.40	0.63%	
Cipla Limited	INE059A01026	Pharmaceuticals & Biotechnology	743	12.30	0.62%	
Dr. Reddys Laboratories Limited	INE089A01023	Pharmaceuticals & Biotechnology	172	12.09	0.61%	
SBI Life Insurance Company Limited	INE123W01016	Insurance	637	11.79	0.59%	
InterGlobe Aviation Limited	INE646L01027	Transport Services	235	11.35	0.57%	

Power Finance Corporation Limited	INE134E01011	Finance	2,056	11.30	0.57%
Adani Enterprises Limited	INE423A01024	Metals & Minerals Trading	371	11.20	0.57%
Vedanta Limited	INE205A01025	Diversified Metals	2,383	11.16	0.56%
Tata Consumer Products Limited	INE192A01025	Agricultural Food & other Products	926	11.11	0.56%
HDFC Life Insurance Company Limited	INE795G01014	Insurance	1,492	11.02	0.56%
REC Limited	INE020B01018	Finance	1,753	10.86	0.55%
Wipro Limited	INE075A01022	IT - Software	1,999	10.76	0.54%
Avenue Supermarts Limited	INE192R01011	Retailing	212	10.45	0.53%
Tata Power Company Limited	INE245A01021	Power	2,399	10.43	0.53%
Varun Beverages Limited	INE200M01021	Beverages	680	10.21	0.51%
Hero MotoCorp Limited	INE158A01026	Automobiles	184	10.04	0.51%
Bharat Petroleum Corporation Limited	INE029A01011	Petroleum Products	2,765	9.89	0.50%
Apollo Hospitals Enterprise Limited	INE437A01024	Healthcare Services	142	9.84	0.50%
Britannia Industries Limited	INE216A01030	Food Products	167	9.78	0.49%
Eicher Motors Limited	INE066A01021	Automobiles	194	9.62	0.49%
Adani Green Energy Limited	INE364U01010	Power	515	9.47	0.48%
TVS Motor Company Limited	INE494B01023	Automobiles	329	9.26	0.47%
Divi's Laboratories Limited	INE361B01024	Pharmaceuticals & Biotechnology	181	9.22	0.47%
Indian Oil Corporation Limited	INE242A01010	Petroleum Products	5,201	9.20	0.46%
GAIL (India) Limited	INE129A01019	Gas	3,818	9.08	0.46%
Siemens Limited	INE003A01024	Electrical Equipment	126	8.69	0.44%
Cholamandalam Investment and Finance Company Limited	INE121A01024	Finance	596	8.68	0.44%
Info Edge (India) Limited	INE663F01024	Retailing	110	8.45	0.43%
Adani Power Limited	INE814H01011	Power	1,309	8.27	0.42%
LTIMindtree Ltd	INE214T01019	IT - Software	130	8.00	0.40%
Godrej Consumer Products Limited	INE102D01028	Personal Products	535	7.92	0.40%
DLF Limited	INE271C01023	Realty	911	7.70	0.39%
Samvardhana Motherson International Limited	INE775A01035	Auto Components	3,839	7.50	0.38%
ICICI Lombard General Insurance Company Limited	INE765G01017	Insurance	341	7.30	0.37%
Colgate Palmolive (India) Limited	INE259A01022	Personal Products	189	6.88	0.35%
Pidilite Industries Limited	INE318A01026	Chemicals & Petrochemicals	216	6.75	0.34%
Havells India Limited	INE176B01034	Consumer Durables	354	6.72	0.34%
Bank of Baroda	INE028A01039	Banks	2,637	6.60	0.33%
Bajaj Holdings & Investments Limited	INE118A01012	Finance	62	6.24	0.31%
United Spirits Limited	INE854D01024	Beverages	412	6.07	0.31%
ABB India Limited	INE117A01022	Electrical Equipment	75	5.95	0.30%
Canara Bank	INE476A01022	Banks	4,759	5.31	0.27%
Dabur India Limited	INE016A01026	Personal Products	828	5.28	0.27%
SRF Limited	INE647A01010	Chemicals & Petrochemicals	204	5.23	0.26%
Ambuja Cements Limited	INE079A01024	Cement & Cement Products	837	5.16	0.26%
Adani Energy Solutions Limited	INE931S01010	Power	511	5.15	0.26%
Jindal Steel & Power Limited	INE749A01030	Ferrous Metals	518	5.03	0.25%
Punjab National Bank	INE160A01022	Banks	4,199	4.89	0.25%
Shree Cement Limited	INE070A01015	Cement & Cement Products	19	4.84	0.24%
Marico Limited	INE196A01026	Agricultural Food & other Products	732	4.74	0.24%
Indian Railway Finance Corporation Limited	INE053F01010	Finance	2,583	4.61	0.23%
Torrent Pharmaceuticals Limited	INE685A01028	Pharmaceuticals & Biotechnology	129	4.50	0.23%
ICICI Prudential Life Insurance Company Limited	INE726G01019	Insurance	547	4.12	0.21%
Indian Railway Catering & Tourism Corporation Limited	INE335Y01020	Leisure Services	428	3.99	0.20%
Zydus Lifesciences Limited	INE010B01027	Pharmaceuticals & Biotechnology	354	3.99	0.20%
Bosch Limited	INE323A01026	Auto Components	12	3.89	0.20%
Adani Gas Limited	INE399L01023	Gas	387	3.21	0.16%
SBI Cards & Payment Services Limited	INE018E01016	Finance	415	3.00	0.15%
Life Insurance Corp of India	INE011Y01017	Insurance	268	2.85	0.14%
Berger Paints (I) Limited	INE463A01038	Consumer Durables	393	2.24	0.11%
<b>Total</b>				<b>1,979.80</b>	<b>99.86%</b>

<b>b) Unlisted</b>				NIL	NIL
<b>c) Foreign Securities and /or overseas ETF</b>				NIL	NIL
<b>DEBT INSTRUMENTS</b>					
<b>a) Listed/awaiting listing on the stock exchanges</b>				NIL	NIL
<b>b) Privately Placed/Unlisted</b>				NIL	NIL
<b>c) Securitised Debt Instruments</b>				NIL	NIL
<b>d) Central Government Securities</b>				NIL	NIL
<b>e) State Government Securities</b>				NIL	NIL
<b>MONEY MARKET INSTRUMENTS</b>					
<b>a) Commercial Paper</b>				NIL	NIL
<b>b) Certificate of Deposits</b>				NIL	NIL
<b>c) Treasury Bills</b>				NIL	NIL
<b>Total</b>				<b>NIL</b>	<b>NIL</b>
<b>d) Bills Re- Discounting</b>				NIL	NIL
<b>OTHERS</b>					
<b>a) Mutual Fund Units / Exchange Traded Funds</b>				NIL	NIL
<b>b) Short Term Deposits</b>				NIL	NIL
<b>c) Term Deposits Placed as Margins</b>				NIL	NIL
<b>d) TREPS / Reverse Repo Investments</b>					
Clearing Corporation of India Limited				NIL	NIL
<b>Total</b>				<b>NIL</b>	<b>NIL</b>
<b>Other Current Assets / (Liabilities)</b>					
Net Receivable / Payable				2.76	0.14%
<b>Total</b>				<b>2.76</b>	<b>0.14%</b>
<b>GRAND TOTAL (AUM)</b>				<b>1,982.56</b>	<b>100.00%</b>

*\*Industry classification as recommended by AMFI and wherever not available, internal classification has been used.*

**Notes:**

- (1) The aggregate value of illiquid equity shares of the Scheme and its percentage to Net Asset Value is Nil.
- (2) Option wise per unit Net Asset Values are as follows:

<b>Option</b>	<b>@As on 31 Aug 2024</b>	<b>As on 31 Jul 2024</b>
Direct Plan Growth Option	10.8201	10.6978

*@ August 31, 2024 is a non business day, hence the NAV of previous business day, i.e 30 August, has been provided*

- (3) Details of Schemes having exposure in Derivatives is as follows :

- a. Hedging Positions through Futures as on Aug 31,2024 is Nil  
For the period ended Aug 31,2024 , hedging transactions through futures which have been squared off/expired is Nil.
- b. Other than Hedging Positions through Futures as on Aug 31,2024 is Nil.  
For the period ended Aug 31,2024 , non-hedging transactions through futures which have been squared off/expired is Nil.
- c. Hedging Positions through Options as on Aug 31,2024 is Nil.
- d. Other than Hedging Positions through Options as on Aug 31,2024 is Nil.
- e. Hedging Positions through swaps as on Aug 31,2024 is Nil.
- (4) Dividend declared for the month end Aug 31,2024 - Not Applicable
- (5) Bonus declared for the Month end Aug 31,2024 - Not Applicable
- (6) The total market value of investments in foreign securities / American Depository Receipts / Global Depository Receipts as on Aug 31,2024 is Nil.
- (7) The portfolio turnover ratio of the Scheme for the month ended Aug 31,2024 is 0.01 times.
- (8) Investment in Repo in Corporate Debt Securities during the month ended Aug 31,2024 is Nil.
- (9) No. of instances of deviation from valuation guidelines is Nil

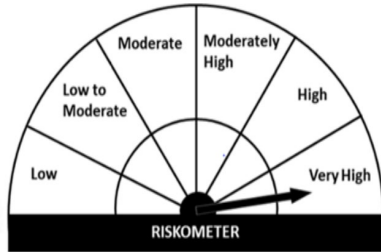
**This product is suitable for investors who are seeking\***

- > Long term capital growth
- > Investment in equity and equity related securities covered by Nifty 100 Index TRI
- > Degree of risk – **VERY HIGH**

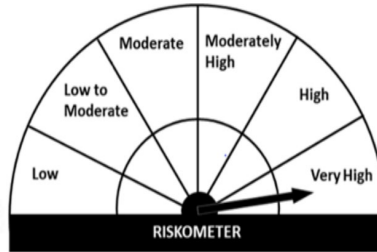
*\*Investors should consult their financial advisers if in doubt about whether the product is suitable for them.*

**Benchmark Riskometer- Nifty 100 Index TRI**

**Scheme Risk-O-Meter**



**Benchmark Risk-O-Meter**





**PURSUANT TO REGULATION 59A OF SECURITIES & EXCHANGE BOARD OF INDIA (MUTUAL FUNDS) REGULATIONS, 1996  
MONTHLY PORTFOLIO STATEMENT OF ZERODHA NIFTY MIDCAP 150 ETF FOR AUGUST 2024**

Name of the Instrument	ISIN	Rating / Industry^	Quantity	Market value (Rs. in Lakhs)	% to NAV	YTM %
<b>EQUITY &amp; EQUITY RELATED</b>						
<b>a) Listed/awaiting listing on Stock Exchanges</b>						
Suzlon Energy Limited	INE040H01021	Electrical Equipment	67,545	51.23	2.37%	
Max Healthcare Institute Limited	INE027H01010	Healthcare Services	4,702	40.55	1.88%	
The Indian Hotels Company Limited	INE053A01029	Leisure Services	5,521	35.75	1.65%	
Lupin Limited	INE326A01037	Pharmaceuticals & Biotechnology	1,538	34.45	1.59%	
Persistent Systems Limited	INE262H01021	IT - Software	666	34.44	1.59%	
PB Fintech Limited	INE417T01026	Financial Technology (Fintech)	1,915	33.94	1.57%	
Cummins India Limited	INE298A01020	Industrial Products	864	32.35	1.50%	
Dixon Technologies (India) Limited	INE935N01020	Consumer Durables	239	31.48	1.46%	
The Federal Bank Limited	INE171A01029	Banks	15,102	29.40	1.36%	
CG Power and Industrial Solutions Limited	INE067A01029	Electrical Equipment	4,077	28.38	1.31%	
HDFC ASSET MANAGEMENT COMPANY Limited	INE127D01025	Capital Markets	638	28.20	1.30%	
Aurobindo Pharma Limited	INE406A01037	Pharmaceuticals & Biotechnology	1,788	28.06	1.30%	
Tube Investments of India Limited	INE974X01010	Auto Components	677	27.29	1.26%	
Yes Bank Limited	INE528G01035	Banks	1,15,589	27.29	1.26%	
Coforge Limited	INE591G01017	IT - Software	420	26.65	1.23%	
Bharat Forge Limited	INE465A01025	Auto Components	1,630	25.87	1.20%	
Hindustan Petroleum Corporation Limited	INE094A01015	Petroleum Products	6,087	25.51	1.18%	
Volta Limited	INE226A01021	Consumer Durables	1,453	25.34	1.17%	
Oil India Limited	INE274J01014	Oil	3,411	25.28	1.17%	
AU Small Finance Bank Limited	INE949L01017	Banks	3,541	24.39	1.13%	
BSE Limited	INE118H01025	Capital Markets	861	24.39	1.13%	
Indus Towers Limited	INE121J01017	Telecom - Services	5,312	24.36	1.13%	
Bharat Heavy Electricals Limited	INE257A01026	Electrical Equipment	8,190	23.80	1.10%	
JSW Energy Limited	INE121E01018	Power	3,332	23.70	1.10%	
Ashok Leyland Limited	INE208A01029	Agricultural Commercial & Construction Vehicles	9,149	23.46	1.09%	
PI Industries Limited	INE603J01030	Fertilizers & Agrochemicals	511	22.97	1.06%	
Phoenix Mills Limited	INE211B01039	Realty	590	22.24	1.03%	
Macrotech Developers Limited	INE670K01029	Realty	1,770	22.19	1.03%	
Sundaram Finance Limited	INE660A01013	Finance	431	21.77	1.01%	
Supreme Industries Limited	INE195A01028	Industrial Products	412	21.77	1.01%	
Rail Vikas Nigam Limited	INE415G01027	Construction	3,579	21.74	1.01%	
GMR Infrastructure Limited	INE776C01039	Transport Infrastructure	22,853	21.59	1.00%	
IDFC First Bank Limited	INE092T01019	Banks	28,546	21.08	0.98%	
Godrej Properties Limited	INE484J01027	Realty	724	21.06	0.97%	
Vodafone Idea Limited	INE669E01016	Telecom - Services	1,33,825	20.93	0.97%	
POLYCAB INDIA Limited	INE455K01017	Industrial Products	296	20.17	0.93%	
Alkem Laboratories Limited	INE540L01014	Pharmaceuticals & Biotechnology	319	19.68	0.91%	
UPL Limited	INE628A01036	Fertilizers & Agrochemicals	3,197	19.13	0.88%	
NHPC Limited	INE848E01016	Power	19,801	19.03	0.88%	
KPIT Technologies Limited	INE04I401011	IT - Software	1,027	18.64	0.86%	
Torrent Power Limited	INE813H01021	Power	1,068	18.62	0.86%	
Fortis Healthcare Limited	INE061F01013	Healthcare Services	3,310	18.26	0.84%	
Sona BLW Precision Forgings Limited	INE073K01018	Auto Components	2,609	17.83	0.82%	
Tata Elxsi Limited	INE670A01012	IT - Software	222	17.76	0.82%	
FSN E-Commerce Ventures Limited	INE388Y01029	Retailing	8,535	17.73	0.82%	

MRF Limited	INE883A01011	Auto Components	13	17.53	0.81%
Petronet LNG Limited	INE347G01014	Gas	4,768	17.51	0.81%
Page Industries Limited	INE761H01022	Textiles & Apparels	40	17.01	0.79%
Container Corporation of India Limited	INE111A01025	Transport Services	1,742	16.81	0.78%
Max Financial Services Limited	INE180A01020	Insurance	1,558	16.75	0.77%
Solar Industries India Limited	INE343H01029	Chemicals & Petrochemicals	155	16.63	0.77%
APL Apollo Tubes Limited	INE702C01027	Industrial Products	1,128	16.49	0.76%
Mphasis Limited	INE356A01018	IT - Software	529	16.43	0.76%
KEI INDUSTRIES LTD-INR 2 DEMAT EQ-INR 2	INE878B01027	Industrial Products	356	16.41	0.76%
Oracle Financial Services Software Limited	INE881D01027	IT - Software	149	16.37	0.76%
JSL STAINLESS LTD	INE220G01021	Ferrous Metals	2,042	16.20	0.75%
Prestige Estates Projects Limited	INE811K01011	Realty	893	16.19	0.75%
NMDC Limited	INE584A01023	Minerals & Mining	7,266	16.18	0.75%
Jubilant Foodworks Limited	INE797F01020	Leisure Services	2,436	15.84	0.73%
Astral Limited	INE006I01046	Industrial Products	784	15.05	0.70%
Union Bank of India	INE692A01016	Banks	12,135	14.75	0.68%
Mankind Pharma Ltd	INE634S01028	Pharmaceuticals & Biotechnology	586	14.58	0.67%
Tata Communications Limited	INE151A01013	Telecom - Services	742	14.56	0.67%
Balkrishna Industries Limited	INE787D01026	Auto Components	504	14.26	0.66%
Muthoot Finance Limited	INE414G01012	Finance	690	13.56	0.63%
Minda Industries Ltd	INE405E01023	Auto Components	1,132	13.29	0.61%
Coromandel International Limited	INE169A01031	Fertilizers & Agrochemicals	748	13.15	0.61%
Oberoi Realty Limited	INE093I01010	Realty	741	13.13	0.61%
LIC Housing Finance Limited	INE115A01026	Finance	1,925	12.98	0.60%
One 97 Communications Limited	INE982J01020	Financial Technology (Fintech)	2,062	12.82	0.59%
Indian Bank	INE562A01011	Banks	2,229	12.65	0.59%
Deepak Nitrite Limited	INE288B01029	Chemicals & Petrochemicals	434	12.63	0.58%
Indraprastha Gas Limited	INE203G01027	Gas	2,228	12.32	0.57%
Steel Authority of India Limited	INE114A01011	Ferrous Metals	9,209	12.31	0.57%
KALYAN JEWELLERS INDIA LTD	INE303R01014	Consumer Durables	1,969	12.11	0.56%
Mahindra & Mahindra Financial Services Limited	INE774D01024	Finance	3,779	11.88	0.55%
IPCA Laboratories Limited	INE571A01038	Pharmaceuticals & Biotechnology	854	11.82	0.55%
JK Cement Limited	INE823G01014	Cement & Cement Products	265	11.80	0.55%
Laurus Labs Limited	INE947Q01028	Pharmaceuticals & Biotechnology	2,507	11.79	0.55%
Patanjali Foods Limited	INE619A01035	Agricultural Food & other Products	597	11.59	0.54%
Delhivery Ltd	INE148O01028	Transport Services	2,725	11.43	0.53%
AIA Engineering Limited	INE212H01026	Industrial Products	252	10.82	0.50%
Tata Chemicals Limited	INE092A01019	Chemicals & Petrochemicals	988	10.70	0.49%
Carborundum Universal Limited	INE120A01034	Industrial Products	700	10.67	0.49%
Thermax Limited	INE152A01029	Electrical Equipment	242	10.58	0.49%
Bandhan Bank Limited	INE545U01014	Banks	5,235	10.49	0.49%
Apollo Tyres Limited	INE438A01022	Auto Components	2,102	10.36	0.48%
Emami Limited	INE548C01032	Personal Products	1,251	10.17	0.47%
Schaeffler India Limited	INE513A01022	Auto Components	258	10.17	0.47%
Biocon Limited	INE376G01013	Pharmaceuticals & Biotechnology	2,827	10.15	0.47%
ACC Limited	INE012A01025	Cement & Cement Products	430	10.02	0.46%
Syngene International Limited	INE398R01022	Healthcare Services	1,153	10.02	0.46%
L&T Technology Services Limited	INE010V01017	IT - Services	175	10.00	0.46%
Abbott India Limited	INE358A01014	Pharmaceuticals & Biotechnology	33	9.96	0.46%
Aditya Birla Capital Limited	INE674K01013	Finance	4,475	9.85	0.46%
Linde India Limited	INE473A01011	Chemicals & Petrochemicals	135	9.75	0.45%
Procter & Gamble Hygiene and Health Care Limited	INE179A01014	Personal Products	59	9.74	0.45%
United Breweries Limited	INE686F01025	Beverages	470	9.64	0.45%
Dalmia Bharat Limited	INE00R701025	Cement & Cement Products	501	9.47	0.44%
Bank of India	INE084A01016	Banks	7,830	9.22	0.43%
Sundram Fasteners Limited	INE387A01021	Auto Components	679	9.19	0.42%

Ajanta Pharmaceuticals Limited	INE031B01049	Pharmaceuticals & Biotechnology	277	8.98	0.42%
L&T Finance Limited	INE498L01015	Finance	5,073	8.59	0.40%
Zee Entertainment Enterprises Limited	INE256A01028	Entertainment	5,876	8.27	0.38%
Mazagon Dock Shipbuilders Limited	INE249Z01012	Industrial Manufacturing	191	8.10	0.37%
Escorts Kubota Limited	INE042A01014	Agricultural Commercial & Construction Vehicles	210	8.09	0.37%
Hindustan Zinc Limited	INE267A01025	Non - Ferrous Metals	1,614	8.08	0.37%
Gland Pharma Limited	INE068V01023	Pharmaceuticals & Biotechnology	439	8.07	0.37%
Atul Limited	INE100A01010	Chemicals & Petrochemicals	101	8.05	0.37%
Gujarat Fluorochemicals Limited	INE09N301011	Chemicals & Petrochemicals	251	7.97	0.37%
Dr. Lal Path Labs Limited	INE600L01024	Healthcare Services	233	7.96	0.37%
Piramal Enterprises Limited	INE140A01024	Finance	757	7.90	0.37%
SKF India Limited	INE640A01023	Industrial Products	147	7.76	0.36%
Honeywell Automation India Limited	INE671A01010	Industrial Manufacturing	15	7.65	0.35%
Bharat Dynamics Limited	INE171Z01026	Aerospace & Defense	581	7.57	0.35%
Motherson Sumi Wiring India Limited	INE0FS801015	Auto Components	10,705	7.54	0.35%
TIMKEN INDIA LTD	INE325A01013	Industrial Products	196	7.54	0.35%
Grindwell Norton Limited	INE536A01023	Industrial Products	296	7.22	0.33%
GlaxoSmithKline Pharmaceuticals Limited	INE159A01016	Pharmaceuticals & Biotechnology	258	7.08	0.33%
Kajaria Ceramics Limited	INE217B01036	Consumer Durables	524	7.08	0.33%
Poonawalla Fincorp Limited	INE511C01022	Finance	1,774	6.87	0.32%
CRISIL Limited	INE007A01025	Finance	153	6.83	0.32%
Star Health & Allied Insurance Limited	INE575P01011	Insurance	1,080	6.79	0.31%
The Ramco Cements Limited	INE331A01037	Cement & Cement Products	808	6.72	0.31%
Aditya Birla Fashion and Retail Limited	INE647O01011	Retailing	2,131	6.64	0.31%
Gujarat Gas Limited	INE844O01030	Gas	1,092	6.63	0.31%
3M India Limited	INE470A01017	Diversified	18	6.42	0.30%
General Insurance Corporation Of India	INE481Y01014	Insurance	1,563	6.39	0.30%
SJVN Limited	INE002L01015	Power	4,505	6.01	0.28%
Bata India Limited	INE176A01028	Consumer Durables	409	5.94	0.27%
Endurance Technologies Limited	INE913H01037	Auto Components	223	5.52	0.26%
Lloyds Metals & Energy Ltd	INE281B01032	Ferrous Metals	704	5.45	0.25%
JSW Infrastructure Ltd	INE880J01026	Transport Infrastructure	1,609	5.22	0.24%
Bayer Cropscience Limited	INE462A01022	Fertilizers & Agrochemicals	80	5.03	0.23%
Tata Technologies Ltd	INE142M01025	IT - Services	464	4.94	0.23%
Vedant Fashions Private Limited	INE825V01034	Retailing	386	4.83	0.22%
K.P.R. Mill Limited	INE930H01031	Textiles & Apparels	566	4.79	0.22%
ZF Commercial Vehicle Control Systems India Limited	INE342J01019	Auto Components	30	4.67	0.22%
Devyani International Limited	INE872J01023	Leisure Services	2,534	4.46	0.21%
Sun TV Network Limited	INE424H01027	Entertainment	525	4.31	0.20%
ICICI Securities Limited	INE763G01038	Capital Markets	515	4.24	0.20%
The New India Assurance Company Limited	INE470Y01017	Insurance	1,574	4.17	0.19%
Godrej Industries Limited	INE233A01035	Diversified	407	4.13	0.19%
Sumitomo Chemical India Limited	INE258G01013	Fertilizers & Agrochemicals	795	4.07	0.19%
FERTILIZERS & CHEMICALS TRAVANCORE LIMIT	INE188A01015	Fertilizers & Agrochemicals	412	4.04	0.19%
Bank of Maharashtra	INE457A01014	Banks	6,332	3.96	0.18%
Kansai Nerolac Paints Limited	INE531A01024	Consumer Durables	1,287	3.82	0.18%
Adani Wilmar Limited	INE699H01024	Agricultural Food & other Products	996	3.61	0.17%
IDBI Bank Limited	INE008A01015	Banks	3,431	3.25	0.15%
Metro Brands Limited	INE317I01021	Consumer Durables	188	2.46	0.11%
<b>Total</b>				<b>2,159.24</b>	<b>99.89%</b>
b) Unlisted				NIL	NIL
c) Foreign Securities and /or overseas ETF				NIL	NIL
<b>DEBT INSTRUMENTS</b>					

a) Listed/awaiting listing on the stock exchanges				NIL	NIL	
b) Privately Placed/Unlisted				NIL	NIL	
c) Securitised Debt Instruments				NIL	NIL	
d) Central Government Securities				NIL	NIL	
e) State Government Securities				NIL	NIL	
<b>MONEY MARKET INSTRUMENTS</b>						
a) Commercial Paper				NIL	NIL	
b) Certificate of Deposits				NIL	NIL	
c) Treasury Bills				NIL	NIL	
<b>Total</b>				<b>NIL</b>	<b>NIL</b>	
d) Bills Re- Discounting				NIL	NIL	
<b>OTHERS</b>						
a) Mutual Fund Units / Exchange Traded Funds				NIL	NIL	
b) Short Term Deposits				NIL	NIL	
c) Term Deposits Placed as Margins				NIL	NIL	
d) TREPS / Reverse Repo Investments						
Clearing Corporation of India Limited				1.00	0.05%	
<b>Total</b>				<b>1.00</b>	<b>0.05%</b>	<b>6.10%</b>
<b>Other Current Assets / (Liabilities)</b>						
Net Receivable / Payable				1.31	0.06%	
<b>Total</b>				<b>1.31</b>	<b>0.06%</b>	
<b>GRAND TOTAL (AUM)</b>				<b>2,161.55</b>	<b>100.00%</b>	

*^Industry classification as recommended by AMFI and wherever not available, internal classification has been used.*

**Notes:**

- (1) The aggregate value of illiquid equity shares of the Scheme and its percentage to Net Asset Value is Nil.
- (2) Option wise per unit Net Asset Values are as follows:

Option	@As on 31 Aug 2024	As on 31 Jul 2024
Direct Plan Growth Option	10.8156	10.7722

*@ August 31, 2024 is a non business day, hence the NAV of previous business day, i.e 30 August, has been provided*

(3) Details of Schemes having exposure in Derivatives is as follows :

- a. Hedging Positions through Futures as on Aug 31,2024 is Nil  
For the period ended Aug 31,2024 , hedging transactions through futures which have been squared off/expired is Nil.
- b. Other than Hedging Positions through Futures as on Aug 31,2024 is Nil.  
For the period ended Aug 31,2024 , non-hedging transactions through futures which have been squared off/expired is Nil.
- c. Hedging Positions through Options as on Aug 31,2024 is Nil.

- d. Other than Hedging Positions through Options as on Aug 31,2024 is Nil.
- e. Hedging Positions through swaps as on Aug 31,2024 is Nil.
- (4) Dividend declared for the month end Aug 31,2024 - Not Applicable
- (5) Bonus declared for the Month end Aug 31,2024 - Not Applicable
- (6) The total market value of investments in foreign securities / American Depository Receipts / Global Depository Receipts as on Aug 31,2024 is Nil.
- (7) The portfolio turnover ratio of the Scheme for the month ended Aug 31,2024 is 0.01 times.
- (8) Investment in Repo in Corporate Debt Securities during the month ended Aug 31,2024 is Nil.
- (9) No. of instances of deviation from valuation guidelines is Nil

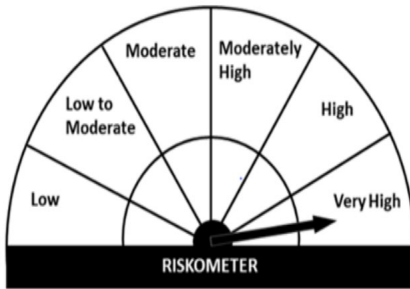
**This product is suitable for investors who are seeking\***

- > Long term capital growth
  
- > Investment in equity and equity related securities covered by Nifty Midcap 150 Index TRI
  
- > Degree of risk – **VERY HIGH**

*\*Investors should consult their financial advisers if in doubt about whether the product is suitable for them.*

**Benchmark Riskometer- Nifty Midcap 150 Index TRI**

**Scheme Risk-O-Meter**



**Benchmark Risk-O-Meter**

